



EPICS Collaboration meeting 2020

ITER Dashboard

Davy DEQUIDT

Lana ABADIE

ITER Organization

Scope

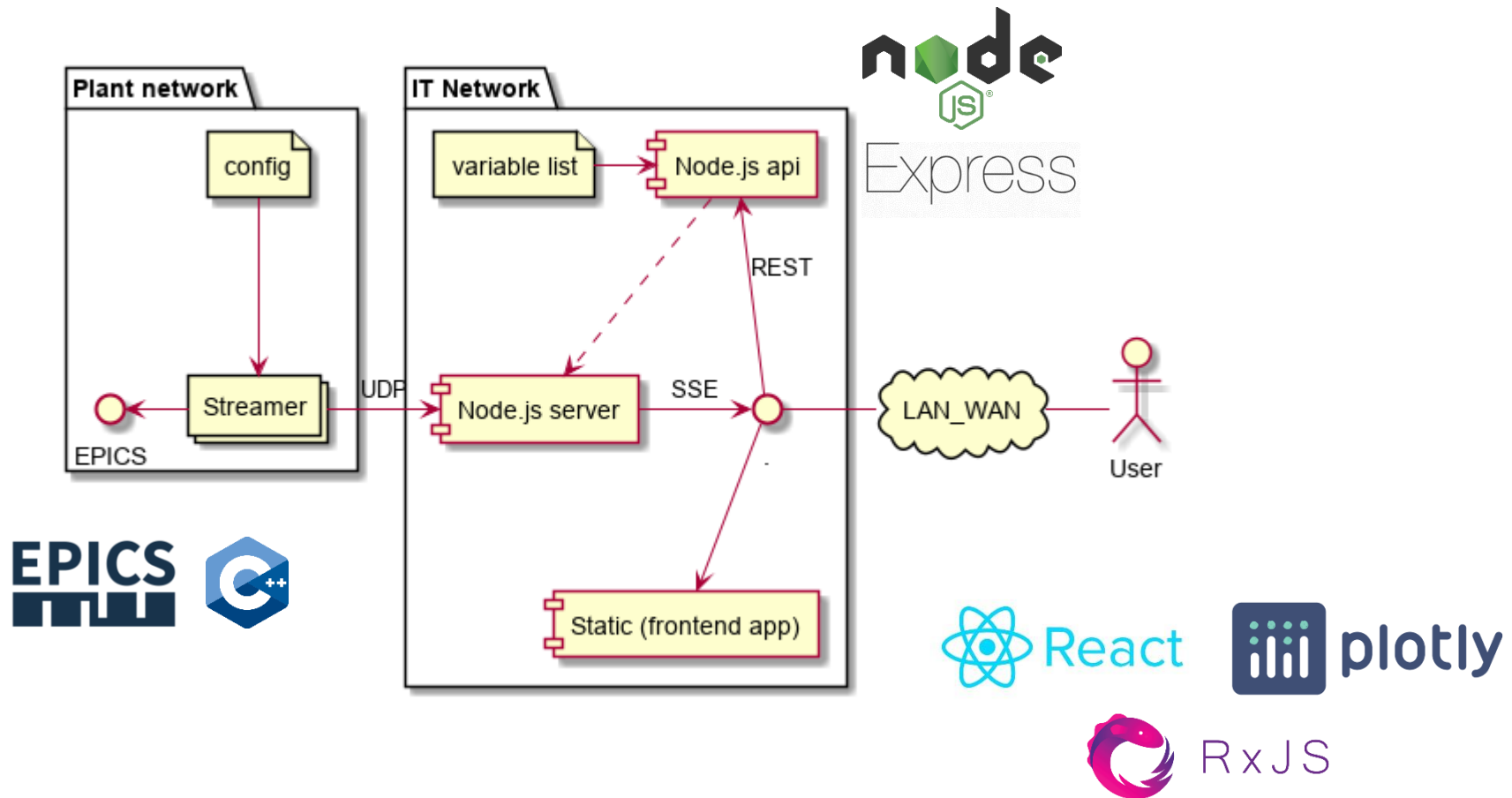
- **Visualization tool (read only)**
- **Compose easily and quickly a dashboard** to be able to have an overview of the system
- **Commissioning activities**, Remote participation and wall screens
- Accessible from **outside of plant network**
- **Support for Mobile devices**
- No client side setup required (web application)

Features

- Grid layout
- Widgets
 - Plot (with shared crosshair and label)
 - Table
 - List
 - Static Text
- Search variables in treeView
- Handle severity as background color
- Save, Load and Share configuration
- Mobile device support (read only)





Components









Demonstration

Demonstration Snapshots



New dashboard



<Open context menu to add widget to this dashboard>

More

1/9

×

Welcome to ITER Dashboard !

You can take a quick tour in just 8 steps.

TAKE A TOUR

JUMP TO ACTION BAR HELP

SKIP

Event console

... No events ...

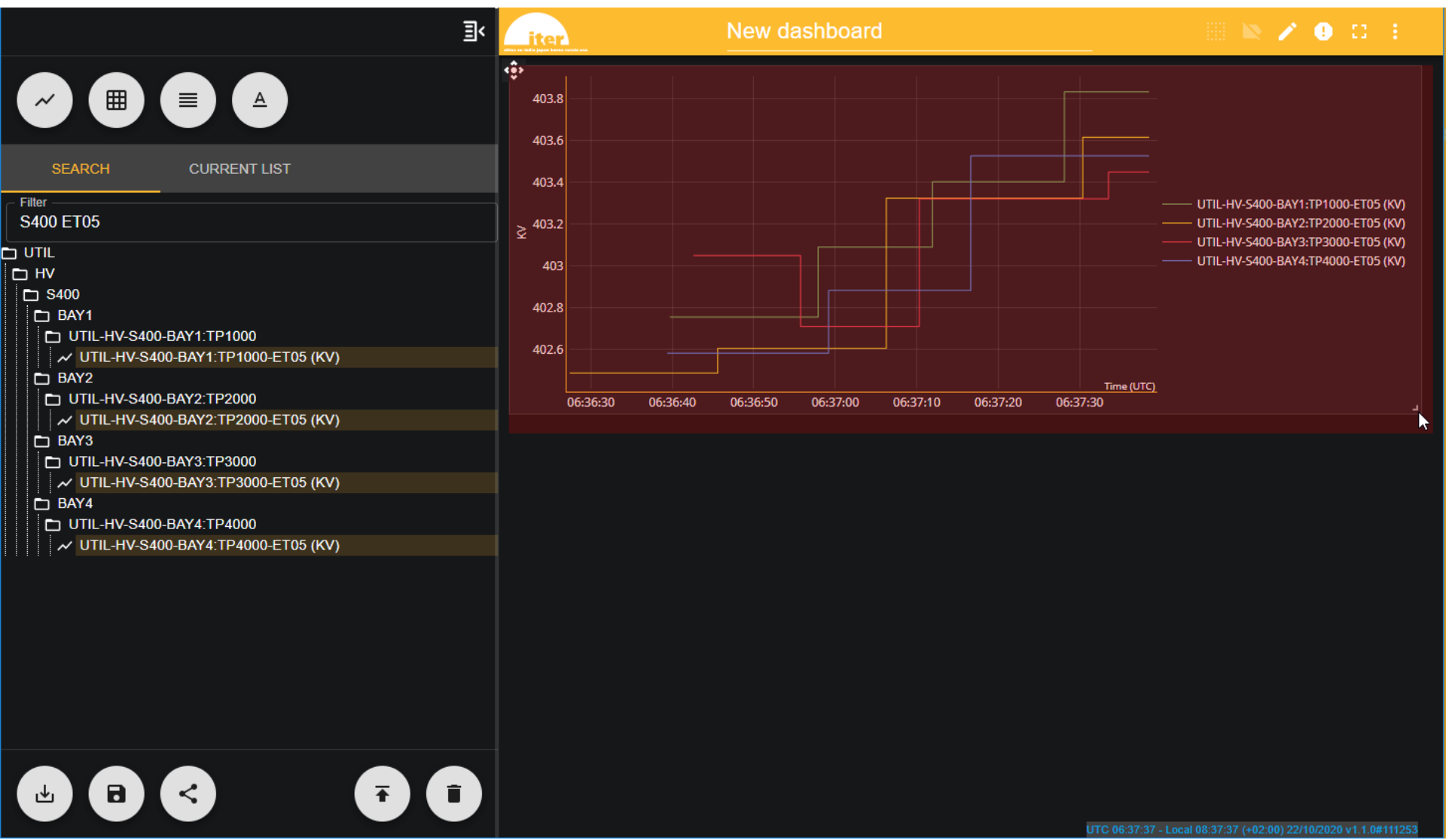
UTC 07:26:28 - Local 09:26:28 (+02:00) 19/10/2020 v1.1.0#111253

Demonstration

Search variables in treeview - Drag and drop

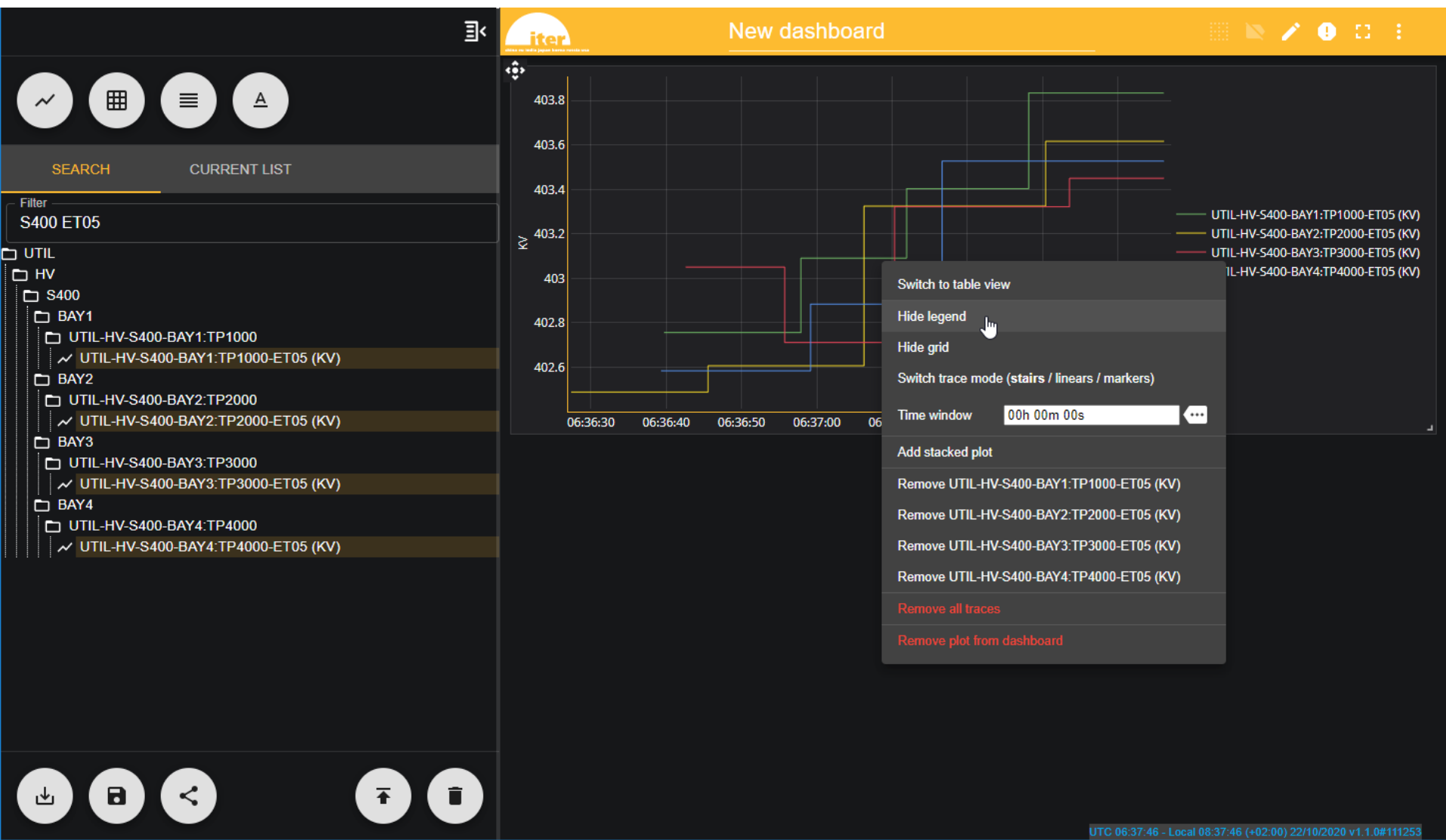
The image shows a web application interface for 'Iteera'. The top header is orange with the 'iteera' logo and the text 'New dashboard'. On the right of the header are icons for grid view, dark mode, search, notifications, and a menu. The left sidebar is dark grey and contains a top bar with four circular icons (line graph, grid, list, and a letter 'A'). Below this is a 'SEARCH' bar and a 'CURRENT LIST' section. The 'CURRENT LIST' section has a 'Filter' input with the text 'S400 ET05'. Below the filter is a tree view structure: 'UTIL' (expanded) -> 'HV' (expanded) -> 'S400' (expanded) -> 'BAY1' (expanded) -> 'UTIL-HV-S400-BAY1:TP1000' (expanded) -> 'UTIL-HV-S400-BAY1:TP1000-ET05 (KV)' (selected). Other branches under 'S400' include 'BAY2', 'BAY3', and 'BAY4', each with their respective 'TP' and 'ET05 (KV)' items. The main area of the dashboard is dark grey and contains a large red rectangular box with the text '<Open context menu to add widget to this dashboard>'. At the bottom of the sidebar are five circular icons: download, save, share, up arrow, and trash. The bottom right corner of the image shows a timestamp: 'UTC 06:37:24 - Local 08:37:24 (+02:00) 22/10/2020 v1.1.0#111253'.

Resize / reorganize widgets layout

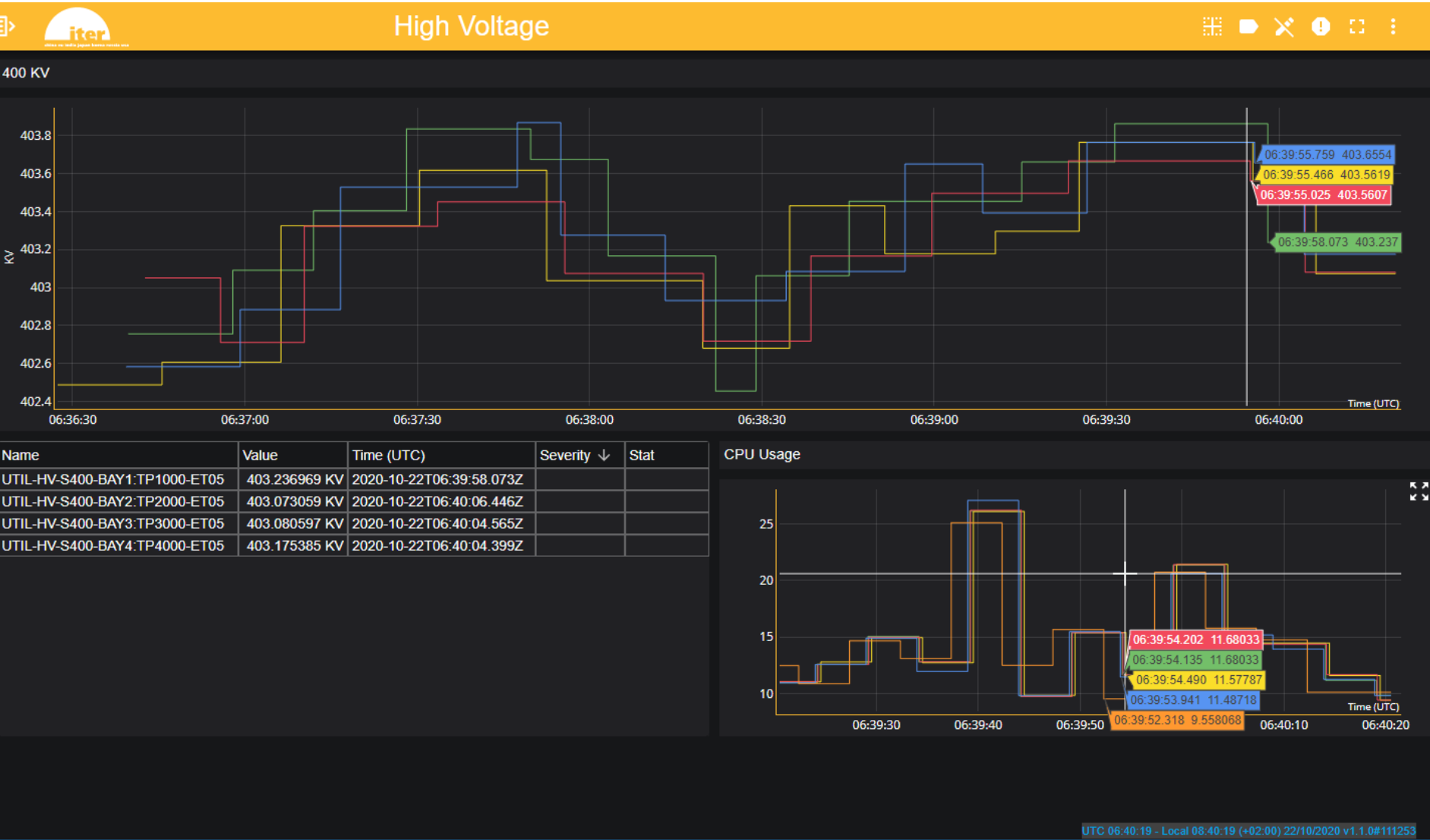


Demonstration

Plot settings menu



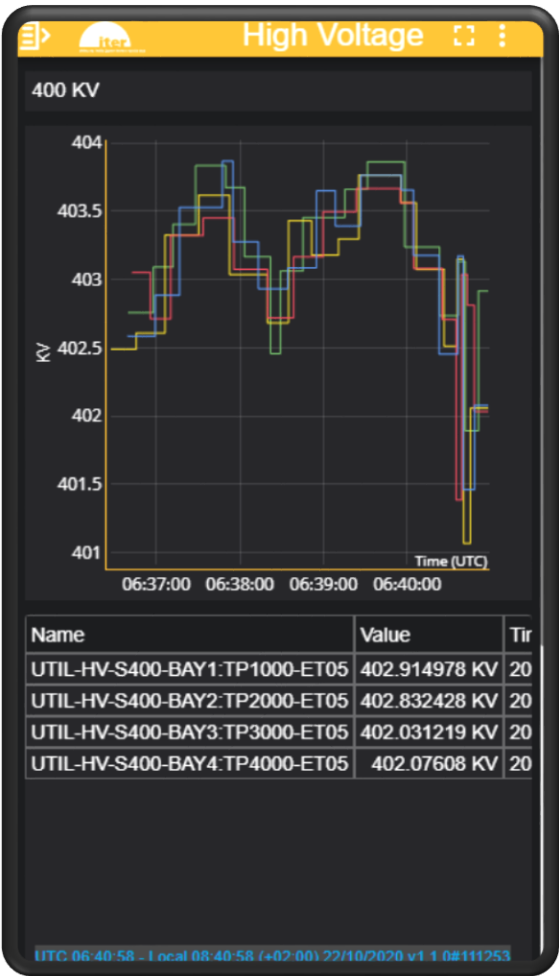
Synchronized crosshair and label



Severity as background color



Phones



Tablets

